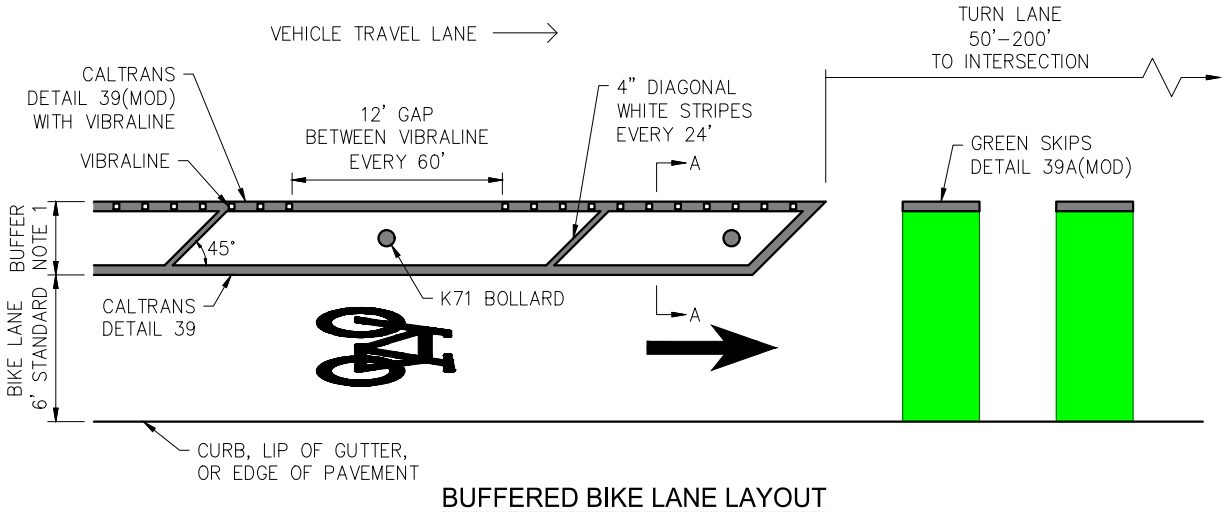

BUFFERED BIKE LANE LAYOUT

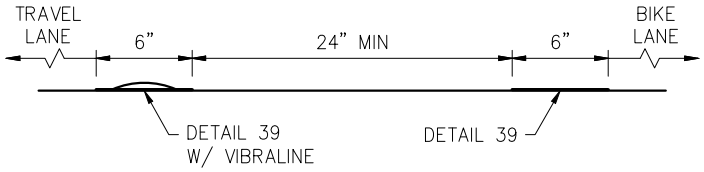

SECTION A-A

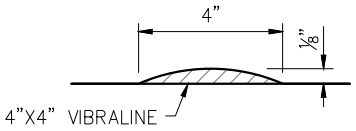

SECTION B-B

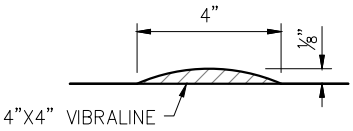

SECTION C-C

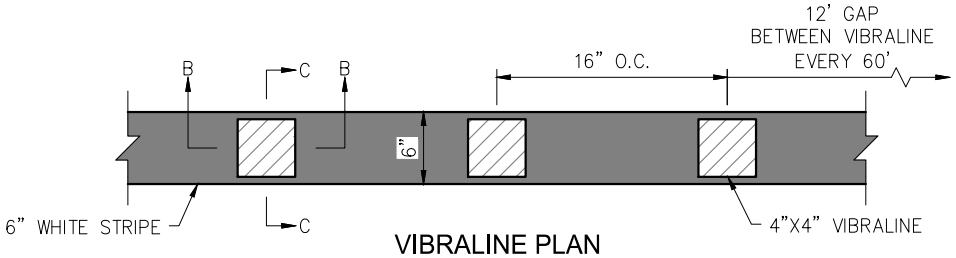

VIBRALINE PLAN
DETAIL 39(MOD)

BIKE BUFFER NOTES:

1. BUFFER SHALL BE 24" MINIMUM INCLUDING THE WIDTH OF THE PARALLEL WHITE LINES.
2. ALL BUFFER STRIPING SHALL BE THERMOPLASTIC WITH GLASS BEADING. FOR GREEN SKIPS REFER TO CITY DETAIL A–7A.
3. VIBRALINE SHALL BE INSTALLED ON ANY BUFFER WHERE K71 BOLLARDS ARE NOT INSTALLED. VIBRALINE SHALL BE PLACED WITH VIBRALINE THERMOPLASTIC OR APPROVED EQUIVALENT.
4. K71 BOLLARDS SHALL BE PLACED AT THE BEGINNING, BETWEEN DIAGONAL STRIPES, AND AT THE ENDS OF BUFFERED BIKE LANES. FOR 2' TO 4' BUFFERS, PLACE K71 BOLLARD CENTERED IN THE BUFFER, OR FOR WIDER BUFFERS, PLACE 2' FROM THE BIKE LANE EDGE. K71 BOLLARD SHALL BE BRIGHT GREEN WITH WHITE REFLECTIVE COLLARS UNLESS DIRECTED OTHERWISE BY THE CITY ENGINEER.

SOUTH SAN FRANCISCO PUBLIC WORKS ENGINEERING	**BIKE LANE BUFFER**	**JULY 2026** **A-7C**