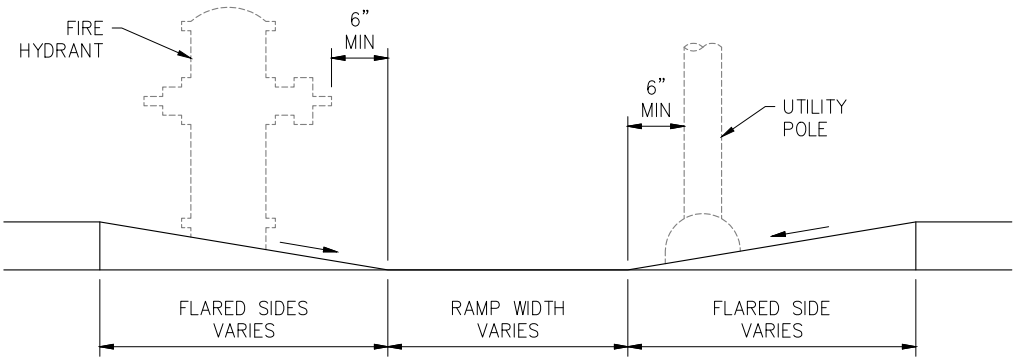

OBSTRUCTION CLEARANCES

RAMP OBSTRUCTION NOTES:

1. EXISTING FIRE HYDRANTS AND UTILITY POLES MAY BE ALLOWED WITHIN RAMP FLARES.
2. NEW FIRE HYDRANTS AND UTILITY POLES SHALL NOT BE INSTALLED IN NEW RAMP FLARES.
3. UTILITY BOXES SHALL NOT BE INSTALLED IN THE RAMP.

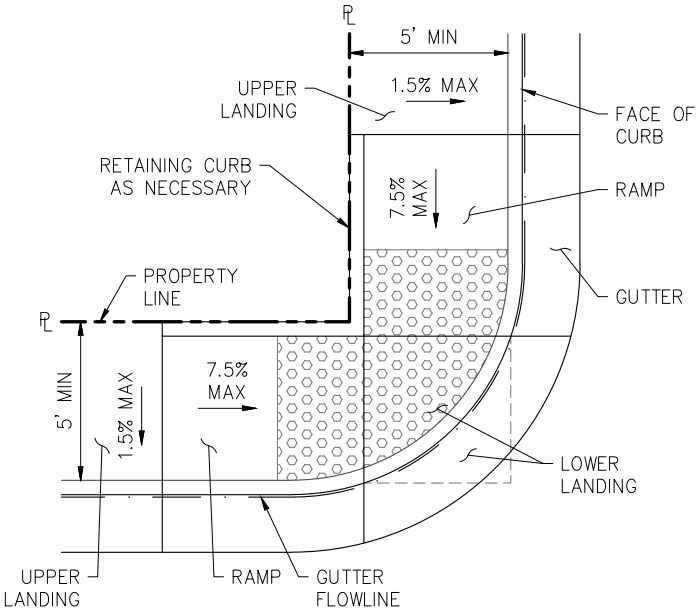

MERGED CURB RAMP

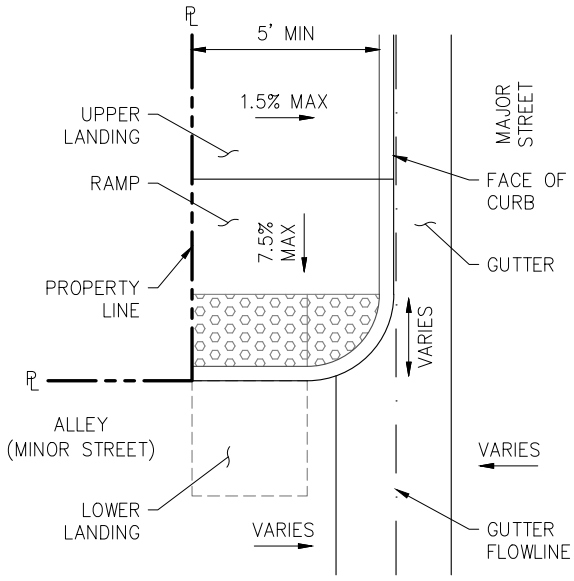

ALLEY CROSSING CURB RAMP

SPECIAL RAMP NOTES:

1. LANDINGS SHALL HAVE 4'–2" MINIMUM WIDTH AND LENGTH AND BE DESIGNED TO 1.0%–1.5% CROSS SLOPE AND RUNNING SLOPE, EXCEPT WHERE STREET RUNNING SLOPE EXCEEDS 5% THEN THE UPPER LANDING SHALL BE DESIGNED AS LEVEL TO THE EXTENT FEASIBLE.
2. LOWER LANDINGS WITHIN THE ROADWAY, SUCH AS CASE A, SHALL HAVE 4'–2" MINIMUM WIDTH AND LENGTH AND BE DESIGNED TO 1.0%–1.5% CROSS SLOPE PARALLEL TO THE CURB AND 1.0%–4.5% MAX SLOPE PERPENDICULAR TO THE CURB.

SOUTH SAN FRANCISCO PUBLIC WORKS ENGINEERING	**CURB RAMP SPECIAL DETAILS**	JULY 2026
		R-6B